

Crystal Collection

Decorative profiles for wall tiles, made with Swarovski elements. They perfectly match ceramics and give distinction and elegance. It is an alternative to the traditional ceramic frieze. Suitable for trimming corners and transitions between ceramic tiles.

This type of profiles features square angle finishes, which allows for a no joint perfect fit with rectified ceramic tiles. Its design with sleek, straight lines, makes this profile specially recommended for the most contemporary functional designs.

These profiles feature STRASS Swarovski elements. These decorative elements are bonded to the profile through a physicochemical process combining heat and a high resistance adhesive, like hotfix.

Recommended uses:

- Decorative line in ceramic wall tiles.
- Separation of wall tiles with different designs or formats.
- Right angle trim for wall corners.
- Right angle trim for wall tiles: frames, corbels or low brick walls.
- Residential and public use.
-

Not recommended uses:

- Indoor and outdoor floors
- Exterior walls and pools
- Permanently damp environments and direct contact with water.

Materials

- Chromed brass.
- 24K gold plated brass.

Substrates

- All substrates suitable for ceramic tiles laying.
- A suitable substrate for laying ceramics with the thin-bed method must be clean, dry, compact, with a rough texture and flat (deviations inferior to 3 mm every 2 m of surface).

Features

pro-part

- 8 mm edge
- 90° angle finish
- Side flange to ease installation.
- Having no ledges, it can be laid in direct contact with the profile. Especially recommended for rectified tiles.

pro-part Li

- Both sides of the profile have exactly the same length.
- Side edges in 9, 10, 11 or 12.5 mm.
- 90° angle finish
- Side flange to ease installation.
- Having no ledges, it can be laid in direct contact with the profile. Especially recommended for rectified tiles.

Certifications/Standards:

Corrosion tests in artificial atmosphere or salt spray test (UNE-EN-ISO 9227) have been performed. After 200 hours of test, no defects, cracks or traces of rust are observed.

Profile types

Chromed brass

Brass profile manufactured by extrusion, chrome plated and gloss polished.

High finish and gloss profile. Specially recommended for decorating indoor wall tiles.

- **Features:**
 - Gloss
 - Wall tile
 - Indoors.
- Protect from any abrasive element which could scratch the exposed profile surface.

Gold plated brass

Brass profile, made by extrusion, 24K gold electroplating and gloss polished.

High finish and gloss profile. Specially recommended for decorating indoor wall tiles.

- **Features:**
 - Gloss
 - Wall tile
 - Indoors.
- Protect from any abrasive element which could scratch the exposed profile surface.

Instructions for use

- All the profiles and specially the decoratives ones, must be handled as carefully as possible in order to avoid any damage. Before installing the profiles, please, check that there is no any damage.
- Choose the profile according to the tile thickness. We recommend to choose a profile at least 1 mm thicker than the tile.
- Lay the tile with the thin-bed method, with adhesive and a notched trowel.
- Press the profile flange on the adhesive and check that it is covered by the bonding material.
- Level the profile with the tile. Do not leave the profile above the tile level.
- As a general rule, we recommend to leave 1 mm joint between the profile and the tile. In stable substrates with no movement risk, a minimum joint can be used.
- Before sealing the tiling joints, check that the grouting material chosen does not scratch nor chemically alters the profile surface. If it does, cover the profile with protective tape.
- In indoors settings, with no contact with water, leave the tiling joint between the profile and the wall tile unfilled.

Never use metallic tools or abrasive elements which can scratch the profile surface.


Cut the profile with a hand saw or with a circular saw with a suitable disc. Be extremely cautious when cutting stainless steel profiles.

Cleaning and maintenance

- These profiles do not need cleaning and maintenance different from the tiles in which they are installed.
- Use neutral cleaning products. Do not use products containing hydrochloric or hydrofluoric acid. In any case, we recommend you perform a previous test before use.
- Do not use abrasive or metallic elements which can scratch the profile surface.

Data Sheet Conditions


- This is not a finished product technical sheet. It belongs to a product which, together with others, is the base of a ceramic tile laying system with which professionals perform their job. Instructions in this technical sheet have been written based on our experience and technical expertise, but they have to be considered as general recommendations, which together with those for the rest of the products in the system, help the professionals in their job.
- As it is not possible to know all the features and conditions of a building job, professionals must consider it and, if deemed appropriate, perform a previous test to confirm whether the product is suitable for the job. Specially recommended in applications which imply mechanical stresses or chemical reactions not described in this technical sheet.
- The technical sheet cannot reflect all the applications and conditions entailed in the use of a material, so, in situations not described in this sheet, we recommend to perform a previous test and refer to our technical department.
- This sheet has been updated in October, 2019.




pro-part Li crystal rock SW silver




pro-part Li crystal SW galaxy




pro-part Li Crystal sand SW Gold



pro-part Li Crystal sand SW Silver

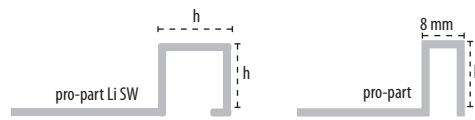


pro-part Crystal SW Gold



pro-part Crystal SW Silver

pro-part Li Crystal SW



pro-part Li Crystal rock SW Silver 11 mm

KEA	SAP	h (mm)
B73141325	100130429	11

pro-part Li Crystal sand SW Gold 11 mm

KEA	SAP	h (mm)
B73141323	100130430	11

pro-part Li Crystal sand SW Silver 11 mm

KEA	SAP	h (mm)
B73141322	100130431	11

pro-part Li Crystal SW Galaxy 11 mm

KEA	SAP	h (mm)
B71342657	100171653	11

pro-part Crystal SW Gold 11 mm

KEA	SAP	h (mm)
B71342629	100155354	11

pro-part Crystal SW Silver 11 mm

KEA	SAP	h (mm)
B71342631	100155356	11